

sunlite®

INSTALLATION INSTRUCTIONS

MODEL: 88188-SU, 88184-SU | LED COMMERCIAL FRIDGE FIXTURE

Please read and understand this entire manual before attempting to assemble, operate or install the product.

WARNING: Avoid fire or electric shock. Follow installation instructions carefully. If unsure about electrical installation, consult a qualified electrician. Wear rubber-soled shoes and work on a sturdy wooden ladder. To avoid a hazard to children, account for all parts and destroy all packing materials.

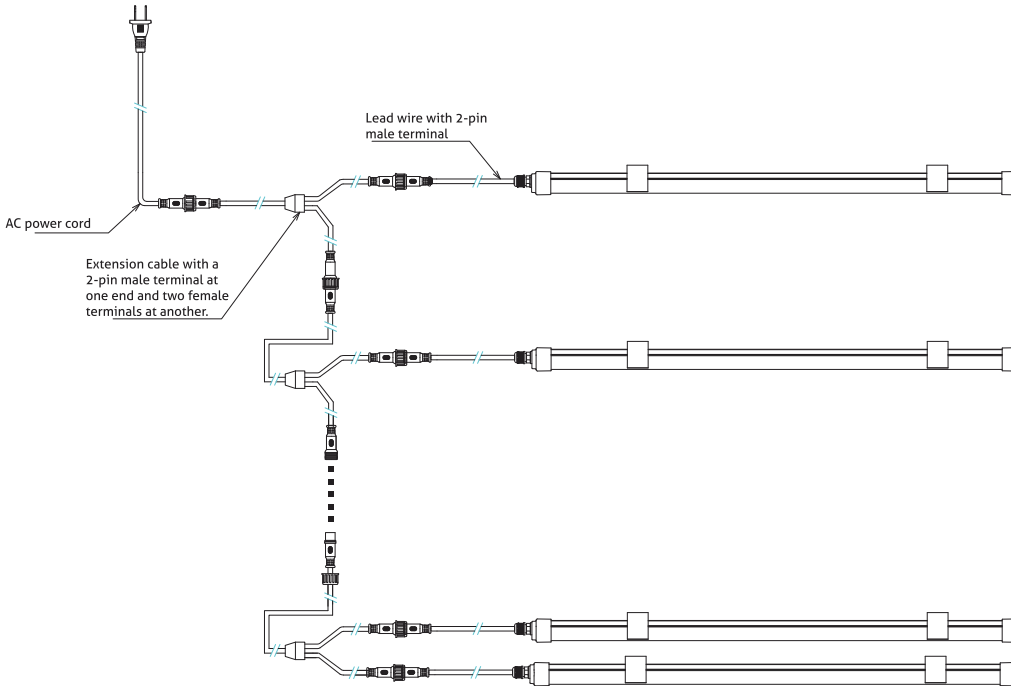
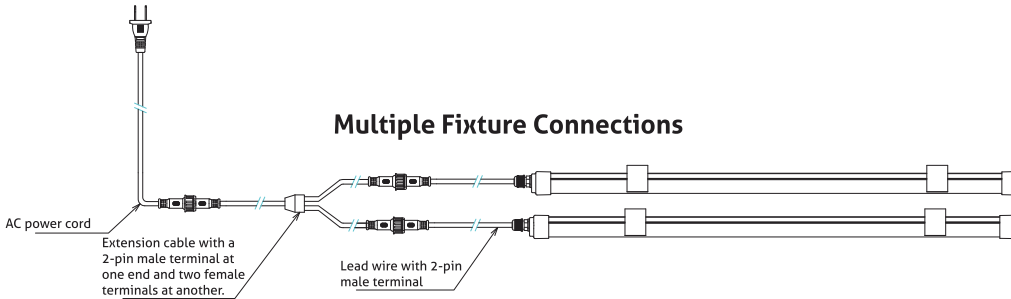
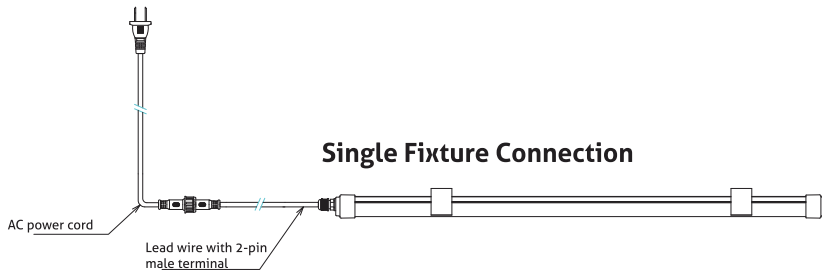


This device complies with part 15 of the FCC rules. Operation is subject to the following two conditions: (1) This device may not cause harmful interference, and (2) this device must accept any interference received, including interference that may cause undesired operation.

CAUTION: Turn off the power at fuse or circuit breaker box before installation and maintenance. NOTE: This fixture is suitable for 120-277 Volts fused circuit. Fixture must be installed according to National Electric Code and local building codes. If you are unsure about wiring, consult a qualified electrician. DO NOT USE ON A DIMMING CIRCUIT. Suitable for wet locations.



Installation



Sunshine Lighting Company
744 Clinton Street Brooklyn, NY 11231, USA
T. 718.768.7000
F. 718.768.0970
www.sunlite.com