

200 mm

140 mm

## ⚠ WARNING:

**WARNING - Risk of fire or electric shock.** LED Retrofit Kit installation requires knowledge of luminaires electrical systems. If not qualified, do not attempt installation. Contact a qualified electrician.

**AVERTISSEMENT - Risque d'incendie ou de choc électrique.** Installation du kit de Retrofit LED exige une connaissance des systèmes électriques luminaires. Si vous n'êtes pas qualifié, ne tentez pas de l'installation. Contactez un électricien qualifié.

**WARNING - Risk of fire or electric shock.** Install this kit only in the luminaires that have the construction features and dimensions shown in the photographs and/or drawings and where the input rating of the retrofit kit does not exceed the input rating of the luminaire.

**AVERTISSEMENT - Risque d'incendie ou de choc électrique.** Installez ce kit dans les luminaires qui ont les caractéristiques de construction et les dimensions indiquées dans les photographies et / ou dessins et où la cote d'entrée du kit de modification ne dépasse pas la capacité d'entrée du luminaire.

Do not make or alter any open holes in an enclosure of wiring or electrical components during kit installation.

Ne pas agrandir ou modifier les trous ouverts au sein du câblage ou sur les composants électriques lors de l'installation du kit.

**WARNING -To prevent wiring damage or abrasion, do not expose wiring to edges of sheet metal or other sharp objects.**

**AVERTISSEMENT - Pour éviter d'endommager le câblage ou à l'abrasion, ne pas exposer le câblage aux bords de tôle ou d'autres objets pointus.**

Installers should not disconnect existing wires from lamp holder terminals to make new connections at lamp holder terminals. Instead installers should cut existing lamp holder leads away from the lamp holder and make new electrical connections to lamp holder lead wires by employing applicable connectors.

Les installateurs ne doivent pas débrancher les câbles existants de terminaux de support de lampe pour faire de nouvelles connexions dans les douilles. Au lieu installateurs doivent couper les câbles existants de terminaux de support de lampe et faire de nouvelles connexions électriques en utilisant des connecteurs applicables.

THE RETROFIT ASSEMBLY IS ACCEPTED AS A COMPONENT OF A LUMINAIRE WHERE THE SUITABILITY OF THE COMBINATION SHALL BE DETERMINED BY UL OR AUTHORITIES HAVING JURISDICTION.

LE MONTAGE DU RETROFIT EST ACCEPTÉE COMME COMPOSANT D'UN LUMINAIRE OÙ LA PERTINENCE DE LA COMBINAISON SERA DÉTERMINÉE PAR L'UL OU LES AUTORITÉS AYANT LA JURIDICTION CORRESPONDANTE.

THERE ARE LED TUBE, OPERATION INSTRUCTION AND FIELD APPLIED LABEL IN THIS RETROFIT KIT.

**Type B LAMP – intended for operation in luminaires with traditional fluorescent-type lamp holders wired directly to the branch circuit. This includes both factory-wired luminaires as well as those converted for this purpose under a retrofit program.**

-4-

**sunlite**

## Operation Instruction


— Double ended By Pass/Line Voltage

Product Name: LED T8 Tube Series

Product Model: T8-LED

### 1. Product Features:

- UL certified
- Full glass housing: No Aging, Yellowing, Bending.

- Double ended: 

### 2.Product Applications:

Widely used in residential buildings, offices, shopping malls, supermarkets, hospitals, assembly lines, warehouses, etc. for energy saving illumination.

### 3.Installation Instructions:

Please completely comply with these instructions and notes, to ensure that the product is operated in a safe condition.

#### ⚠ Safety Precautions :

For your and others' safety, please read the precaution carefully before installation:

- (1). Product should be installed by qualified electrician.
- (2). Switch off the power supply before commencing work, make sure correct connection before power on.
- (3). Suitable for use with the following emergency equipment : Sunshine Lighting Company, model 98369.
- (4). Only use the control provided with or specified by these instructions to control this lamp. This lamp will not operate properly when connected to a standard (incandescent) dimmer or dimming control. Only operate with specific dimmer manufactured by Lutron, type NTELV-300.
- (5) USE WITH SUNTED SOCKETS ONLY

The units covered by this report were intended to retrofit surface mount with diffuser for these models, Type IC or non-IC recessed mount listed fluorescent luminaires that use maximum four tubular lamps, the minimum lamp compartment dimensions are tabulated below:

Model Number	MINIMUM LAMP COMPARTMENT DIMENSIONS [Length × Width × Height] [mm]	Lamp Quantity
T8/LED/BPD/4'/14W/XXK/EM	1230 x 340 x 45	4
T8/LED/BPD/4'/17W/XXK/EM	1230 x 340 x 45	4

This device complies with Part 15 of the FCC Rules. Operation is subject to the following two conditions:(1)this device may not cause harmful interference, and (2)this device must accept any interference received, including interference that may cause undesired operation.

Sunshine Lighting Company  
744 CLINTON BROOKLYN, NY 11231 USA  
TEL: 718-768-7000  
FAX: 718-768-0970

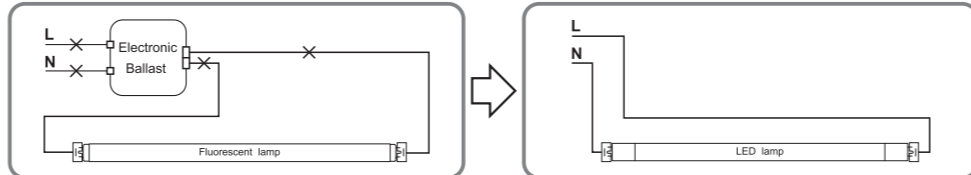
-1-

## ⚠ The below ballast wiring represents typical configuration. FOR USE WITH SHUNTED SOCKETS ONLY

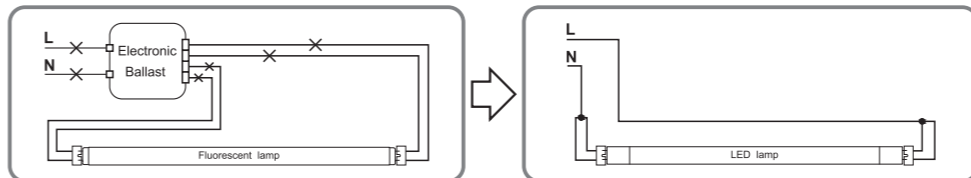
### Wiring Instruction

#### Retrofit luminaire with 1 lamp

##### Instant Start

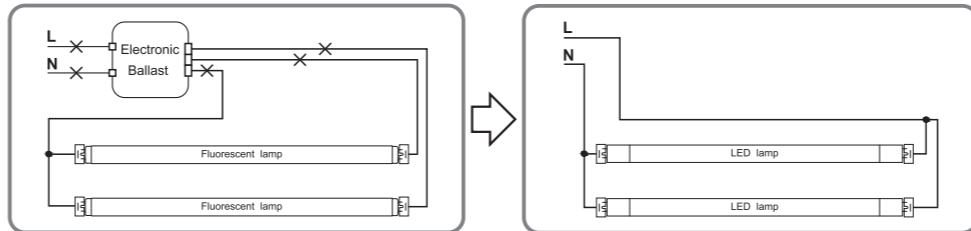


##### Program Start or Rapid Start

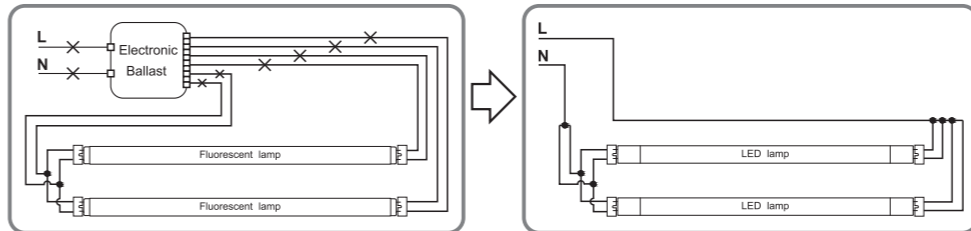


#### Retrofit luminaire with 2 lamps

##### Instant start



##### Program Start or Rapid Start

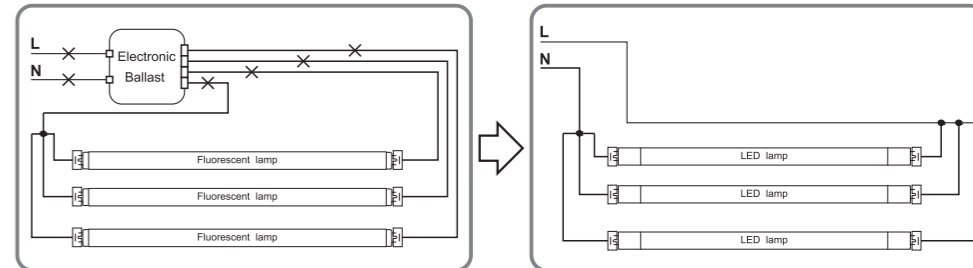


-2-

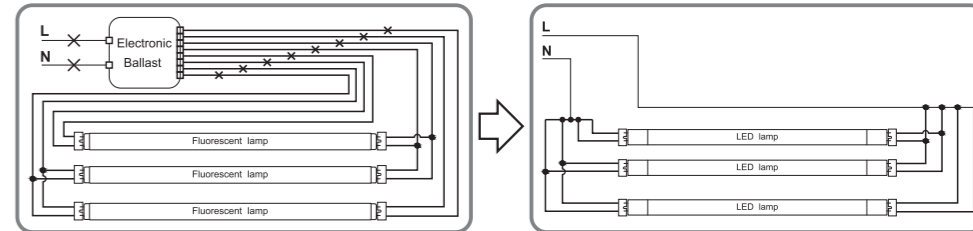
### Wiring Instruction

#### Retrofit luminaire with 3 lamps

##### Instant start

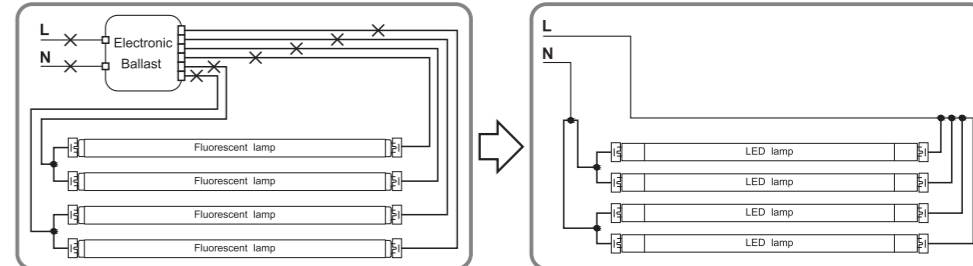


##### Program Start or Rapid Start

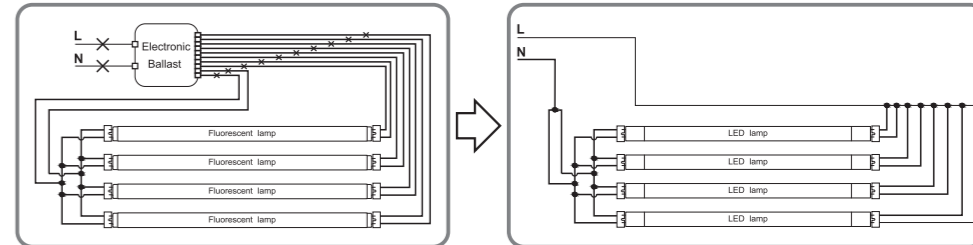


#### Retrofit luminaire with 4 lamps

##### Instant start



##### Program Start or Rapid Start



-3-